

Automatic Leveling, 5-Beam Level & Plumb Laser

Specifications

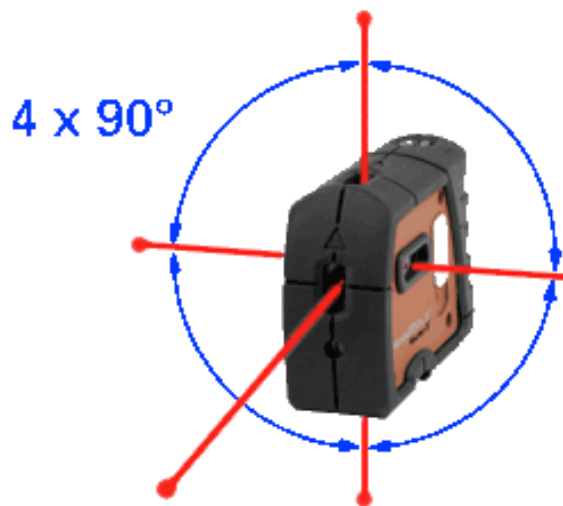
- **Accuracy:** +/- 1/4" (6mm) @ 100' (30m)
- **Operating Range:** Up to 100' (30m)
- **Recalibration:** On the jobsite
- **Environmental:** Dust, dirt and water resistant
- **Laser Diode:** on the jobsite
- **Laser Diode:** Class II; 635 nm diode
- **Pendulum Lock:** Protects pendulum during transportation and storage for added durability
- **Tripod Mount:** 1/4" x 20 and 5/8" x 11
- **Operating Temperature:** -4F (-20°C) – 158 F (70°C)
- **Power Supply:** 3 "AA" batteries (included)
- **Dimensions:** 4" x 3" x 1.5" (10cm x 8cm x 4cm)
- **Warranty:** 1 year limited

Features

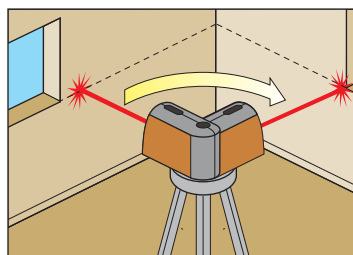
- **Level and Plumb Beams:** five square (90°) beams provide simultaneous level and plumb reference points. All beams originate from the same source guaranteeing superior accuracy and repeatability.
- **Automatic Leveling:** The automatic leveling mechanism eliminates set up time, guarantees accuracy and the repeatable transfer of points to multiple locations.
- **Automatic Out of Level Sensing:** The visual (blinking laser beam) out of level indication signals if the unit is out of level after initial set up. This eliminates tool status checks and costly errors, saving time and money.
- **Compact:** Fits in any tool bag or on any tool belt.
- **Multipurpose Attachment Accessory:** Attachment accessory with strong magnets, tripod mounts and straps allow for attachment of the tool to a variety of different surfaces including metal studs, wooden beams and tripods.
- **Field Recalibration:** Easy field recalibration guarantees performance to specification and keeps the tool on the jobsite, saving time and money.

Includes

- Laser
- Multipurpose Attachment Accessory
- Laser Target
-
- User Guide
- Kitbox

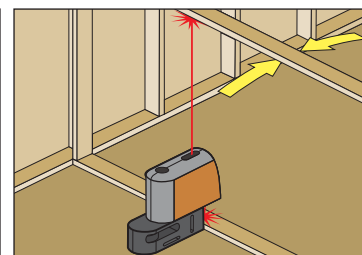


Interior Applications

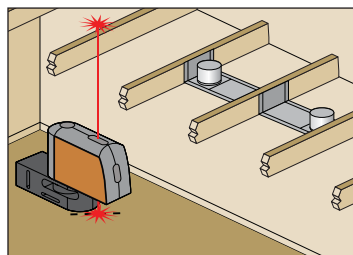


Level (Carpentry)

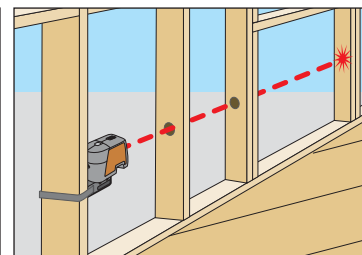
Exterior Applications



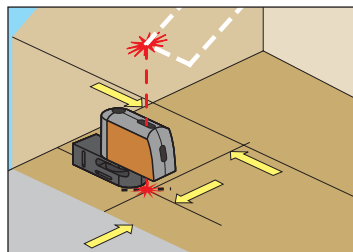
Plumb (Framing)



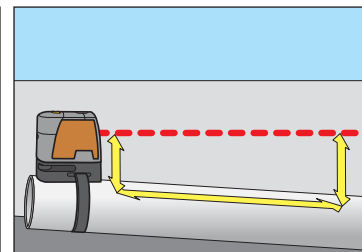
Layout Transfer (Electrical)



Level (Electrical)



Layout Transfer (Carpentry)



Grade (Plumbing)